



ADMIRAL BOATLIFTS MARINE CONSTRUCTION



Boatlifts Provide Peace of Mind, Convenience And Economic Value

**Inside This
Brochure**

Boatlifts

Seawalls

Docks

Convenience in boating is the ability to put your vessel in the water with the flip of a switch without having to leave your property. You can save on the high costs of bottom paint, hull cleaning, zinc replacement, and a marina hauling your boat in and out of the water, not to mention hurricane safety.

Admiral Boatlifts Marine Construction offers a multitude of boatlifts ranging from 500 lb to 180,000 lb capacities, whether your preference is hot-dipped galvanized steel or 6061-T6 marine grade aluminium. We provide side-mounted lifts, 4-post lifts, boathouse lifts, personal watercraft lifts, davits and floating docks. All of these have the versatility of being mounted onto wood docks, concrete docks, seawalls, or they can be freestanding. Many variables exist pertaining to installation. We will suggest the best application to fit your needs. You can have the security of knowing your vessel is safe on your property versus a dry storage rack where it would be transferred back and forth by forklift vehicle. Another benefit is the ability to maintain your drive units with fresh water cleansing, which can easily be done while your boat is on the lift. To ensure our customer's peace of mind, we offer a service maintenance contract for the life of their installation.



Made in the U.S.A.



8-Post Marine Grade Aluminium Four-Motor Boatlifts

- ≈ Capacities ranging from 24,000 lbs. - 180,000 lbs.
- ≈ Can be mounted to wood or concrete piles
- ≈ Structural composition of 6061-T6 marine grade aluminium

- ≈ Sealed direct drive power units (no chains or belts)
- ≈ Solid grooved aluminium cable winders
- ≈ 7/19 stainless steel aircraft cables



*10 to 15 Year
Warranties!
Low Maintenance!*

4-Post Marine Grade Aluminium Two-Motor Boatlifts

- ≈ Capacities ranging from 6,000 lbs. - 30,000 lbs.
- ≈ Can be mounted to wood or concrete piles
- ≈ 7/19 stainless steel aircraft cables

- ≈ Sealed direct drive power units (no chains or belts)
- ≈ Structural composition of 6061-T6 marine grade aluminium



*Increase resale value
No bottom paint needed!
Decrease the risk of theft!*



***Call for Installation
954-968-4040***

Sidemounted Marine Grade Aluminium Two-Motor Boatlifts

- ≈ Capacities ranging from 3,000 lbs. - 25,000 lbs.
- ≈ Can be mounted to seawall or piles
- ≈ 7/19 stainless steel aircraft cables
- ≈ Structural composition of 6061-T6 marine grade aluminium

- ≈ Sealed direct drive power units (no chains or belts)
- ≈ Solid grooved aluminium cable winders
- ≈ Replacement Zincs



Sidemounted Marine Grade Aluminium Two-Motor Boatlifts

- ≈ Capacities ranging from 3,000 lbs. - 25,000 lbs.
- ≈ Can be mounted to seawall or piles
- ≈ 7/19 stainless steel aircraft cables
- ≈ Structural composition of 6061-T6 marine grade aluminium

- ≈ Sealed direct drive power units (no chains or belts)
- ≈ Solid grooved aluminium cable winders
- ≈ Replacement Zincs



Call for Installation Today
954-968-4040

Sidemounted Marine Grade Aluminium Two-Motor Boatlifts *With Jet Ski Platform*



Low Profile Boatlift



The Topless boatlift, manufactured by Hi-Tide, is the boatlift for the millennium! This state of the art, open sided design allows for easy access to the boat as well as providing a low profile, aesthetically pleasing boatlift. Its all marine grade and stainless steel construction which allows for corrosion resistance and long term durability. Its patented gear drive solid grooved winder drums provide a fast efficient way of winding the cables and helps to prevent "bird nesting." The Topless is built tough to last and this means your investment is sound and dependable.

Power Units



Drive On / Floating Docks



Drive-on floating docks for Jet Skis and Small Watercraft, as well being used as standard dockage. Drive-on floating docks are another alternative to personal watercraft lifts. This system will likely increase the usage of your craft because of its simplicity. It will not rust, corrode, splinter, chalk, or pollute. It is fuel resistant, impact resistant, UV resistant, and maintenance free! No moving parts or electricity required. The floating dock systems can be fastened to seawalls or docks. Since the dock is not a permanent structure, it is easily portable and you'll never have to leave your investment behind. If needed in the future, we can change the configuration or add on to existing units. Boarding and the maintenance of any craft in convenient and safe, with a 360 degree walk around platform. We offer a heavy duty security system made of triple hardened steel, which is bolt-cutter proof and has a lifetime guarantee. The docks also come with perimeter tie-off cleats, adjustable rollers and a safety winch.

Call us for the ultimate floating dock system and please specify application for correct size and manufacturer.

Accessories



Aluminium Boarding Platform



Aluminium Catwalk



Bunk Riser Brackets



Angled Lifter Beams



Catwalks / Pyramid Steps



Aluminium Steps

Accessories

Manual Switch Box



Remote Control w/limit switch








Power Pedestal



Dock Fenders

FENDER SOLUTIONS

**Custom Made Fenders
To Solve ANY Fender Problem**

	
LIGHT DUTY UP TO 35 FT.	MEDIUM DUTY UP TO 50 FT.
	
HEAVY DUTY UP TO 90 FT.	EXTRA HEAVY DUTY 50 FT. & UP
	
CORNER	CONCRETE PILING




Custom Bunking



Mooring Whips

PVC - Wood - Concrete Docks



PVC - Wood - Concrete Docks

Before



After



Before




After



Seawalls

How We Start


**Attention!
Marinas
Condominiums
Dockmasters**



Admiral Boatlifts Marine Construction, Inc. offers a **commercial discount** to all marinas, condominiums and owners of large waterfront property. We provide inspections of seawalls, docks, piles, boatlifts, etc., and a comprehensive assessment of any repairs that may be needed. In order to enable you to allocate your maintenance expenses properly, we can provide you with an annual preventative maintenance plan which would apply to present and future expenditures. Implementing this plan will help to avoid costly emergency repairs and keep your tenants and guests from injury due to lack of maintenance.

Annual inspections consist of:

1. In-water seawall foundation inspection determining possible loss of fill and current condition of seawall.
2. In-water pile inspection determining possible toredo worm infestations and wood erosion.
3. Dock safety inspection consisting of the evaluation of load capacity, frame and hardware integrity, possible deck board repair or replacement.
4. Boatlift safety inspections determining the condition of power units, cables, alignment and electrolysis.



Admiral Boatlifts Marine Construction, Inc.

704 East Atlantic Boulevard, Pompano Beach, Florida 33060

Phone: 954.968.4040

www.admiralboatlifts.com • admiralboatlifts@msn.com